

Monthly report - April 2022

Key figures

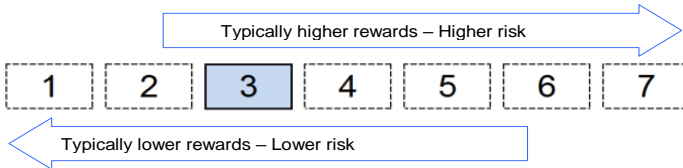
Fund Symbol:	PSKPI
Fund type:	Multi-Asset Defensive - Europe
Inception date:	28.10.1998
Net asset value (NAV):	3.137.015,28 EUR

Return overview

	1 year	3 years	5 years
Nav return	5,46%	11,91%	11,72%

Note: Past returns are not guarantee for future returns. Subscription and redemption fees reduce the total return on investment.

Risk and reward profile



The risk indicator was calculated incorporating simulated historical data and may not be a reliable indication of the future risk profile of the Fund. The risk category shown is not guaranteed and may change over time. The lowest category does not mean risk free.

The Fund is rated three due to the nature of its investments which include the risks listed below. These factors may impact the value of the Fund's investments or expose the Fund to losses.

The value of bonds and bond-related securities can be affected by credit risk or changes to interest rates. Potential or actual credit rating downgrades may increase the level of perceived risk.

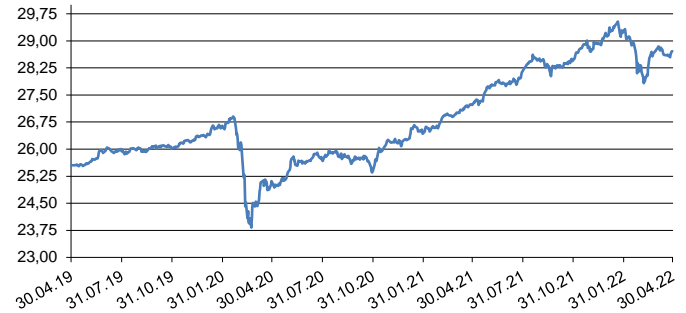
Particular risks not adequately captured by the risk indicator include:

Liquidity Risk – lower liquidity means there are insufficient buyers or sellers to allow the Fund to sell or buy investments readily.

Credit risk – the issuer of a financial asset held within the Fund may not pay income or repay capital to the Fund when due.

The investments underlying this financial product do not take into account the EU criteria for environmentally sustainable economic activities.

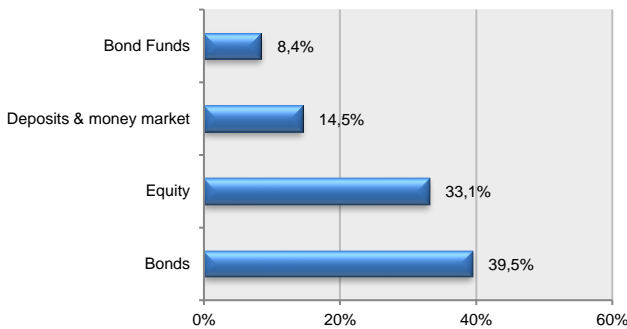
Basic chart over 36 months



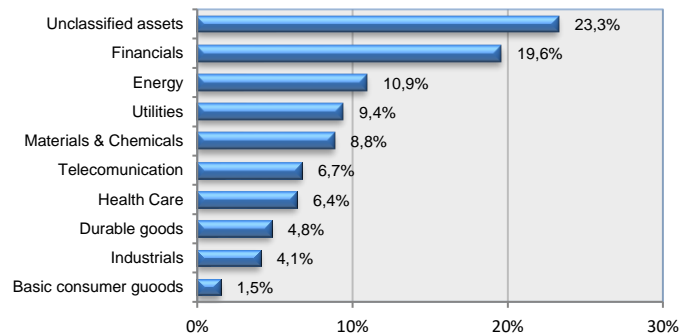
Top 10 holdings as at 29.04.2022

Issuer	Code	Share in %
REPUBLIKA SLOVENIJA	RS84 - SLOREP 0 7/8 (6,41
GEN-I, D.O.O.	GEN10	6,37
PETROL, D.D., LJUBLJANA	PETG	5,49
REPUBLIKA SLOVENIJA	RS77 - SLOREP 2 1/4	5,27
SAVA-RE D.D.	POSR	5,19
KRKA NOVO MESTO	KRKG	4,38
T - 2 D.O.O.	TDV04	3,70
NOVA LJUBLJANSKA BANKA D.D.	NLB27	3,35
PETROL, D.D., LJUBLJANA	PET5	3,29
EQUINOX NEPREMIČNINE D.D.	GHU1	3,28

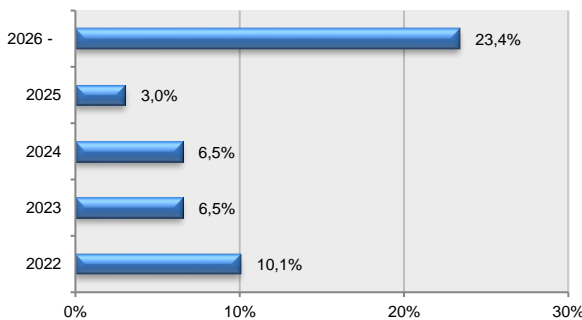
Asset allocation as at 29.04.2022



Asset allocation by sector as at 29.04.2022



Asset allocation by maturities as at 29.04.2022



Geographic asset allocation as at 29.04.2022

